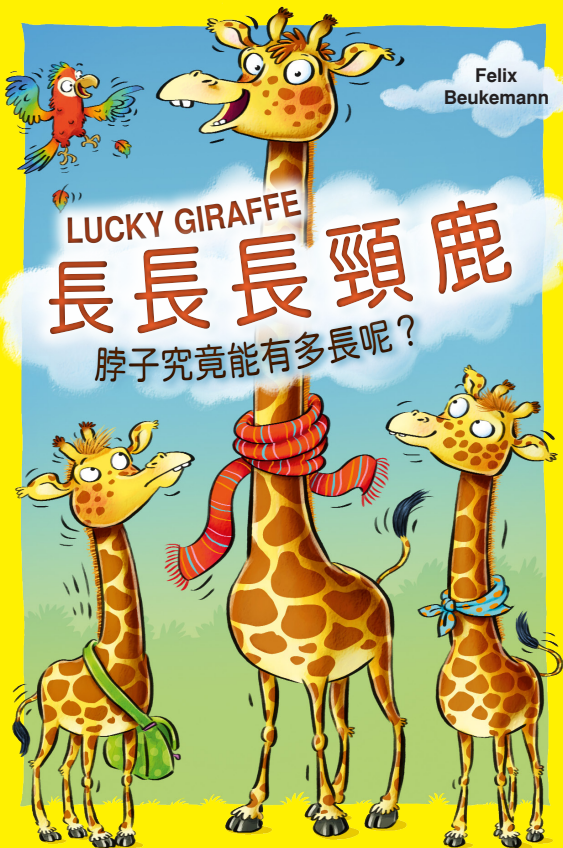


繁體
中文
/
English

Rulebook • 規則書

Felix
Beukemann



Copyright **HABA**[®] - Spiele Bad Rodach 2020







長長長頸鹿

一款給2到4名簡單又自由的擺放遊戲，適合3至99歲的玩家。

設計：Felix Beukemann

美術：Gabriela Silveira

編輯：Christiane Hüpper

遊戲長度：10分鐘

長頸鹿的朋友吉蒂（Gitti），葛里（Gerry），格雷塔（Greta）和吉爾（Gil）一起見面吃早餐。但是今天樹葉在樹上比較高的位置。葛里馬上就說：“嘿！要不要我們玩個遊戲？來比一比誰能把脖子伸的最長？” - “哦，好哇！”爽快的答應後，趕緊叫上其他長頸鹿。佩佩（Pepe）鸚鵡尖聲的說：“好吧，我來擔任裁判。”語畢，他們就立即開始行動！把各自脖子伸的越來越長。但是，誰才能把脖子伸得最長，並吃到最高的葉子？

在第一場比賽之前：

將鸚鵡穿到繩子上。然後在繩子的兩端各打一個結，這樣鸚鵡就不會滑落。

遊戲結束時，這可以幫助你測量長頸鹿的脖子！



遊戲配件：

4個長頸鹿頭部，4個長頸鹿身體，24片脖子板塊，1隻鸚鵡，1條繩子，24片符號板塊，1本規則書



遊戲設置：

將24個脖子板塊符號面朝上洗勻，然後將它們平鋪在桌子中央。

每個玩家都會拿著一個長頸鹿頭部和對應身體（一組的長頸鹿頭部和身體，會有同色的配件）。將長頸鹿的頭部和長頸鹿的身體放在一起。在遊戲過程中，你的長頸鹿頭部會向上移動，因此必須確保你的長頸鹿有脖子增長的空間！

將符號版塊面朝下洗勻，然後平均分成4堆放在桌面中央。接著將鸚鵡繩子放在一側。



上圖為4人遊玩設置

遊戲方式：

遊戲以順時針方向進行。由最近看過長頸鹿的人開始。選擇任一符號堆，並翻開一片符號圖塊。接著選擇一個有相同符號的脖子板塊並將其翻面。



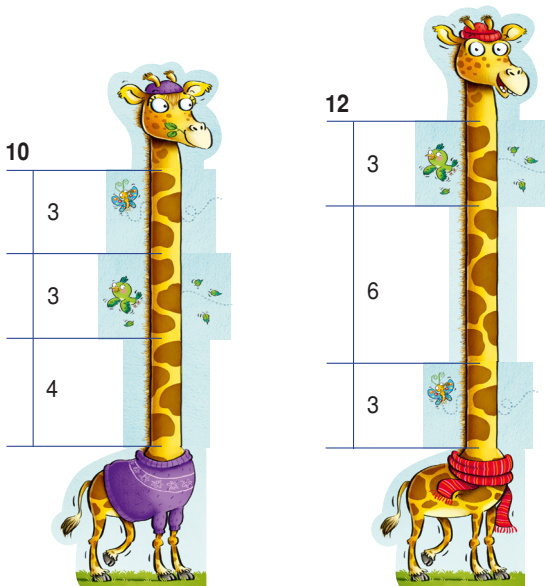


將脖子板塊放在長頸鹿的頭部和身體之間。現在，你的長頸鹿的脖子長了一節。將抽取的符號板塊放回盒內，接著輪到下一位玩家。

遊戲結束：

已經放完最後一片脖子板塊了嗎？那麼遊戲結束。現在你們可以比較長頸鹿從肩膀到脖子末端的高度：每個玩家計算各自在長頸鹿脖子上有多少斑紋。斑紋越多，即是越高的長頸鹿。

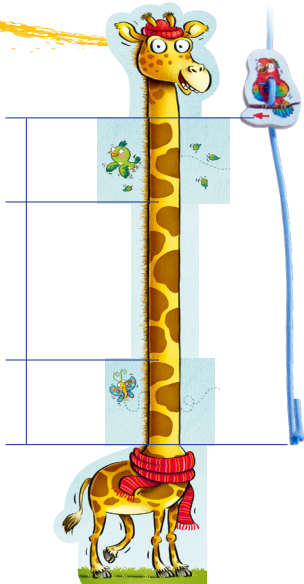
範例：



不知道怎麼算脖子高度嗎？最後一回合的玩家可以在放完脖子板塊後，使用繩子。握住繩子最尾端的結，並放在長頸鹿脖子對應根部位子。

現在，將鸚鵡和繩子拉向長頸鹿的頭部，直到鸚鵡上的箭頭與長頸鹿脖子的末端對齊。接著，對你認為第二高的長頸鹿也執行同樣的步驟，依此類推，直到鸚鵡量到最高的長頸鹿為止。

到底誰的長頸鹿最高呢？好棒喔！你贏得勝利，你是世界上優秀的長脖子紀錄保持人。現在讓你的長頸鹿享用豐盛的早餐吧！




來自鸚鵡的提醒！長頸鹿脖子會逐漸變長，但是測量時不需要用力拉緊繩子，也不用量超過脖子的範圍喔！

中文翻譯：Demi 中文校稿：光濠

中文編排/LOGO設計：Gru.Tsow

中文出版：Gokids玩樂小子



© 2020 Kids Power International Ltd. All Rights

所有中文翻譯文字、排版均為兒童動力國際有限公司所有，翻印必究。

Lucky Giraffe



A wildly stretchy arranging game for 2 to 4 players from 3 to 99 years.

Game designer: Felix Beukemann

Illustrator: Gabriela Silveira

Editorial staff: Christiane Hüpper

Playtime: Approx. 10 min.

ENGLISH



The giraffe friends Gitti, Gerry, Greta and Gil meet up for their daily breakfast break. But today the leaves are a little high up in the trees. Right away, Gerry calls “Hey! What about a game? Who can stretch their neck the longest?” – “Ooo, yes!” call the others.

Pepe the parrot screeches: “OK, I’ll be the referee.” And off they go! The giraffe necks get longer and longer. But who will stretch their neck longest and get to the highest leaves?

*Before the first game:
Thread the parrot onto
the cord. Then tie a knot
at each end of the cord,
so that the parrot can't
slip off.
At the end of the game,
this helps you measure!*



Contents:

4 giraffe heads, 4 giraffe bodies, 24 neck tiles, 1 parrot, 1 cord, 24 symbol tiles, 1 rulebook

Preparation

Shuffle the 24 neck tiles with symbols facing up, and spread them out in the center of the table. Each player takes one giraffe head and the matching giraffe body (the colored accessories show which pieces go together). Place the giraffe head and giraffe body together in front of you. During the game, your giraffe head will move upwards, so make sure there's space for your giraffe to grow!

Shuffle the symbol tiles face down, and then make 4 about equal piles in the center of the table. Keep the parrot cord handy.

ENGLISH



Game setup for 4 players

How to Play

Take turns in a clockwise direction. Whoever most recently saw a giraffe may start.

Turn over one symbol tile from a stack of your choice.

Now select a neck tile with the same symbol and turn it over.



Place this between the head and body of your giraffe.
 Now the neck of your giraffe has grown by one neck tile.
 The used symbol tile is put in the box. Then the next
 player takes their turn.

End of the Game

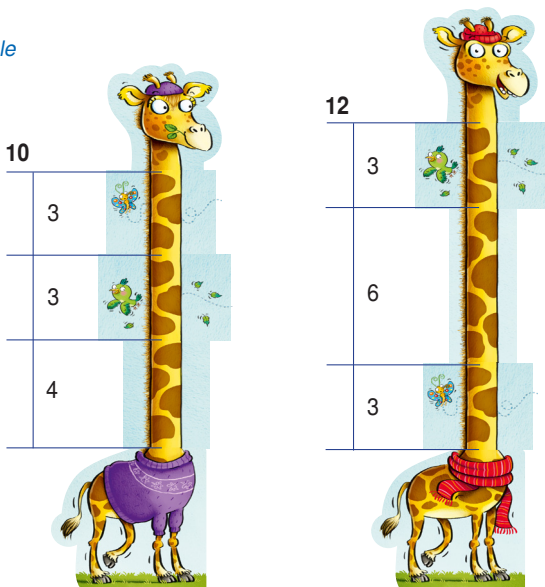
Has the last neck tile been taken and added to a giraffe?
 Then the game is over.

Now compare the heights of your giraffes, from their
 shoulders
 to the end of their necks: Each player counts how many
 spots their giraffe has on their neck. The giraffe with the
 most spots is the tallest giraffe.

ENGLISH



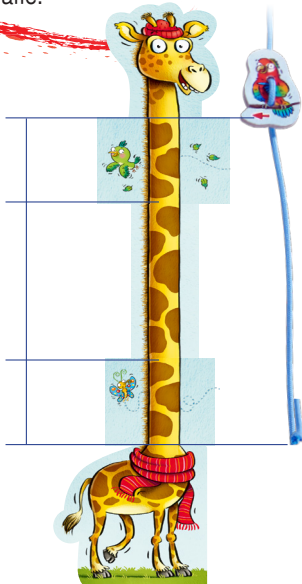
Example



Can you not count that high? Then the last player to have a turn takes the cord. Hold the bottom knot at the bottom of the neck on what you think is the shortest giraffe.

Now pull the parrot and the string up toward the giraffe's head, until the arrow on the parrot is in line with the end of the giraffe's neck. Then do the same with the giraffe you think is the next tallest, and so on until the parrot has landed on the highest head. This is the tallest giraffe.

Whose giraffe is the tallest at the end? Great! You won the game and are the world's best giraffe keeper. Now let your giraffe enjoy its breakfast!



ENGLISH



Note the parrot code! The giraffes stretch their necks, but you shouldn't stretch the cord when measuring!



遊戲時間
到囉！



Art. Nr.: 305721 TL A106545 1/20

HABA®

HABA Sales GmbH & Co. KG • August-Grosch-Straße 28 - 38 • 96476 Bad Rodach, Germany •
www.haba.de