

Zip-it! Jewelry

Zip-It! Jewelry Kit

This kit allows kids to reimagine everyday objects in a new and exciting way.

Create colorful necklaces, bracelets and earrings with zipper pulls, zipper fronts, and various cords.

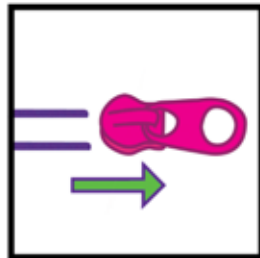
Contents:

- 120 colorful zipper pulls
- 5 yards of shiny elastic cord
- 2 yards of clear cord
- 40 jump rings
- 10 jewelry clasps
- 4 earring hooks

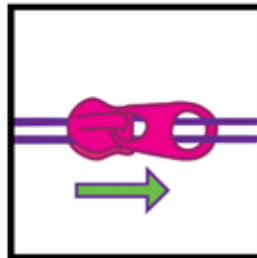
Box Size: 8" x 11" x 1.75"



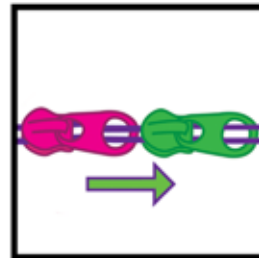
Choose which zipper pull and cord colors you would like to use.



String a zipper pull along the cord. String cord through both sides of the zipper pull.




Then bring the cord through the top hole on the zipper pull.



Now your pull is secure on the cord. Repeat this step to create a bracelet and necklace.



Tie a knot at the end of your design and add 1 jump ring and 1 clasp.



More ways to play!